

Release Notes

PrimeTerminal Professional 3.1

Release 04/12/2012




Table of Contents

1	Preface	3
2	Top New Content and Functionality	4
3	New Content & Visualization Enhancements	6
3.1	Exchange traded content	6
	Changes to the Default Content Bundle (all)	6
3.1.1	Additions	6
3.1.2	Removal	6
3.2	Asset Class: Foreign Exchange	7
3.2.1	New Markets screen (all)	7
3.3	Asset Class: Stocks	8
3.3.1	Changed: Borsa Italiana Exchange data fields (all)	8
3.3.1.1	Removed data fields	8
3.3.1.2	Re-labelled data field	8
3.4	Asset class: Options	9
3.4.1	Changed: Options data fields (all)	9
3.4.1.1	Removed data fields	9
3.4.1.2	Re-labelled data field	9
3.5	Asset class: Future	10
3.5.1	New: CTD for Bond Futures (all)	10
3.6	Cross Asset	11
	Enhanced: Define Columns - Set quote data (all)	11
3.6.1	New data field	11
3.6.2	Re-labelled data field	11
4	Functionality Enhancements	12
4.1	Enhancement: Chart Clip	12
4.1.1	Extended Intraday History (subscription only)	12
4.1.2	Change colours for indicators (all)	12
4.1.3	Deleting benchmarks (all)	12
4.2	Enhancement: Undocked Clips (all)	13
4.3	Enhancement: News Clip (all)	13
4.3.1	News read/unread (all)	13
4.3.2	News tagging (all)	14
5	Usability Improvements	16
5.1	Enhancement: Full Quote Dividend Report (all)	16
5.2	Settings: Event Calendar (all)	16
6	Service	17
6.1	New: User Data Information (all)	17
7	Fixes	18

1 Preface

This document outlines all changes compared to PrimeTerminal Professional 3.0.

All documented changes apply to PrimeTerminal Professional Basic and Advisor. The information in brackets indicates if a change is available and relevant on specific content or news subscription basis only ("subscription only") or to all users ("all").

All screenshots are examples for illustrating purposes only. The exact layout and display may vary depending on the supplied PrimeTerminal in each case of customization.

More in dept guidance and information on changes can be found in the Help file in PrimeTerminal menu →Help.

The information contained in this document shall not be deemed as financial advice, consultancy or express warranty or warranty of fitness for a special purpose. Interactive Data Managed Solutions will not be liable for any inaccuracy or incompleteness of the information or data supplied with this document.

This document contains confidential information and is provided exclusively for the information of the recipients. It may not be copied or distributed to any third party.

Release Notes Usage Notes

Bold blue words refer to menu options and settings that you see in your PrimeTerminal user interface.

Bold black words are used for emphasis in the text.

2 Top New Content and Functionality

We are pleased to announce a new release of PrimeTerminal Professional, our customizable, easy-to-use financial market terminal.

Please find below the release notes for version 3.1, available from 04/12/2012. If you are using a customized version of PrimeTerminal Professional, the rollout date may vary, depending on individual arrangements.

This release provides both content and functional improvements.

The content and visualization enhancements aim at faster and more time to market access and interpretation of market data. Longer histories are now available within the Chart Clip; further quote data fields have been added to the List Clip.

The key enhancements in this release are of a functional nature:

Users can tag news for later follow-up, undocking functionality is now available for all clips, Cheapest to Deliver for Bond Futures is now available, Performance YTD is now available as a real-time calculation.

Some of the top enhancements of the new version are

New Content and Visualization Enhancements

Foreign Exchange: new screen (all)

A new screen with the European Central Bank reference rates is now available.

New: Bond Futures Cheapest to Deliver (CTD) Chains (all)

A new Icon in the Full Quote Clip and the context menu Open chain → Futures → delivers all related Bonds and highlights the Cheapest To Deliver.

Enhanced: Interactive Chart and Chart Clip, longer intraday histories (subscription only)

Longer intraday history (up to 20 trading days, previously 10 trading days per request) is now available.

List Clip – Set performance & risk data – new data field (all)

New data field YTD-Percent-Change in real-time is now available, with intraday calculations. The previous data field has been marked with (EOD), since the calculation is based on previous day's close.

New and Enhanced Functionality

New: News read/unread (all)

Users can now mark News as read or unread for better visibility.

New: News tagging (all)

Users can now tag News to read later or collect.

Enhanced: Event Calendar (all)

New settings menu for Event Calendar, font size of Clip can now be changed.

Usability Improvements

Enhanced: Undocked Clips (all)

All PrimeTerminal Clips can now be undocked, except Alert Clip.

Enhanced: Dividend Report (all)

The Dividend Report can now be sorted manually by each column.

Service

New: User Data Information (all)

User has now access to login information, such as Company ID, User Name, login time (session).

3 New Content & Visualization Enhancements

3.1 Exchange traded content

Changes to the Default Content Bundle (all)

The Default Content Bundle contains all content that is included in the product subscription package.

3.1.1 Additions

The following contents have been added to the Default Content Bundle since 12/04/2012.

Date	Product	Quality	Sales product
30/04/2012	Equiduct Market by Limit	DLY L1	31245
01/05/2012	NASDAQ OMX Global Indices	DLY	9604
02/05/2012	Taiwan Stock Exchange	DLY L1	20272
01/06/2012	Dubai Gold and Commodities Exchange	RT L1	31546
06/06/2012	Markit BOAT Equities	DLY L1	31566
14/06/2012	Stuttgart Xontro OTC Data	RT L1	31585
03/07/2012	European Banking Federation Euribor-EBF Fixings	DLY L1	31687
12/07/2012	BATS Exchange (US)	RT L1	31806
02/10/2012	BATS Chi-X Europe	DLY L1	26206
01/11/2012	Turquoise	DLY L1	27427

3.1.2 Removal

The following contents have been removed from the Default Content Bundle since 12/04/2012.

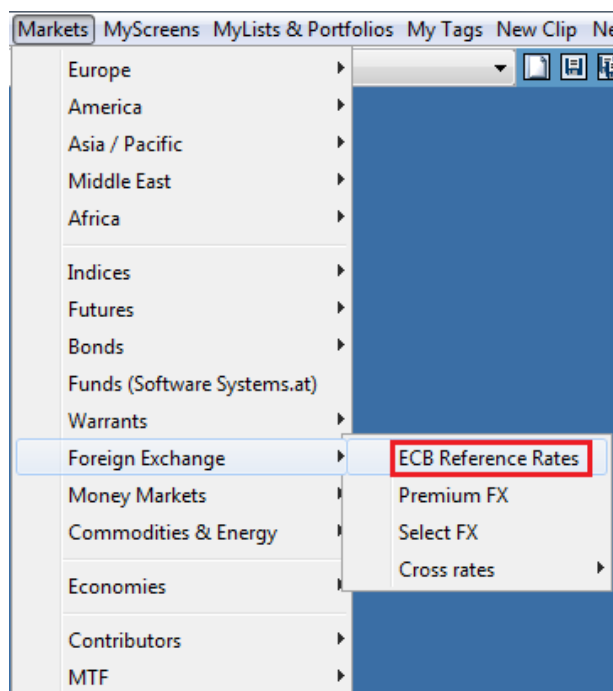
Date	Product	Quality	Sales product
30/09/2012	BATS Chi-X Europe	RT L2	25905

3.2 Asset Class: Foreign Exchange

3.2.1 New Markets screen (all)

The following screen has been added:

- **Markets → Foreign Exchange → ECB Reference Rates**



3.3 Asset Class: Stocks

3.3.1 Changed: Borsa Italiana Exchange data fields (all)

Due to changes of the Borsa Italiana Exchange model:

FIAT INDUSTRIAL ORD SHS (Full Quote)					
E:FI.XMI		FIAT INDUSTRIAL ORD SHS		Stock	
8.295		+0.20 +2.53%		EUR 17:30:29 29.11.12	
Milan		IT0004644743		Quote quality: RLT	
Full Quote				Full Quote	
Last size	n.a.	Open	8.10	Volume	5'707'529
Bid size	1'500	High	8.30	Trading vol.	46'918'825.00
Bid	8.18	Low	8.05	Number of trades	4'096
Ask	8.30	Close (previous day)	8.09	High (250d)	8.84
Ask size	330	VWAP	8.22	Low (250d)	5.83
Phase/Condition	CLOSE	Ref. Close	8.295	Close Date	29.11.12
Indicative Price	8.295	Indicative Volume	1'120'956	Indicative Time & Date	17:30:29 ...
Local ID	n.a.	Perf % 1w	-2.70%	Vola 1w	34.41
Market cap (m)€	n.a.	Perf % 3m	+3.04%	Vola 3m	29.28
Sector	Automotive	Perf % 1y	+33.79%	Vola 1y	38.47
ICB Industry	Industrials	Perf % YTD (RLT)	+25.21%	Avg rec	2.04545
ICB Supersector	Industria...	ICB Sector	Industrial Engin...	ICB Subsector	Commercial Vehi...
Dividend (EUR)	0.185	Dividend (ann)(EUR)(2011) ...		EPS(EUR) 2011	0.487
Ex Dividend Date	23.04.12	Div Yield (%) (2011)	2.23026	P/E (e)	17.03285
EPS(e)(EUR) 2011	0.68	P/E(e) 2011	9.74265	CFS(e)(EUR) 2011	1.18459
EPS(e)(EUR) 2012	0.7046	P/E(e) 2012	12.0778	CFS(e)(EUR) 2012	1.225
EPS(e)(EUR) 2013	0.90111	P/E(e) 2013	9.44391	CFS(e)(EUR) 2013	1.61555
Dividend(e)(EUR) 2011	0....	Dividend yield(e) 2011	1.98...	EBIT(e) 2011	1'623.62
Dividend(e)(EUR) 2012	0....	Dividend yield(e) 2012	2.64...	EBIT(e) 2012	2'061.00
Dividend(e)(EUR) 2013	0....	Dividend yield(e) 2013	3.23...	EBIT(e) 2013	2'301.37

3.3.1.1 Removed data fields

The following data fields have been removed to the Define columns dialog.

Menu	New data field
Quote Data/State&Auction	Indicative Price (Milan)
Quote Data/State&Auction	Off. Close

3.3.1.2 Re-labelled data field

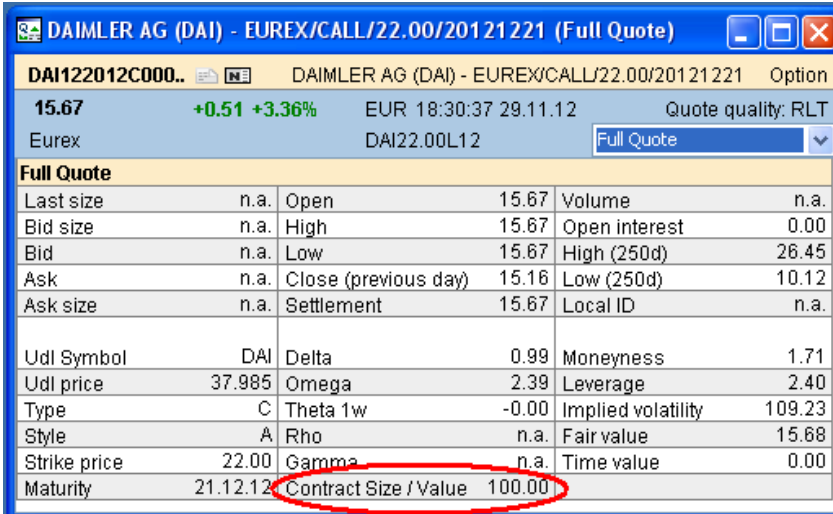
The following data field has been re-labelled and is available in the **Define columns** dialog as header label in list displays such as the **List Clip**.

Menu	Label version 3.0	Label version 3.1
Quote Data/State&Auction	Indicative Price (Milan)	Indicative Price

3.4 Asset class: Options

3.4.1 Changed: Options data fields (all)

Depending on exchange and option either Contract Size or Value was filled, which especially for lists resulted in columns displaying “n.a”. The re-labelled data field now shows whichever content is provided for the security, for better visualisation in the **Full Quote** and **List Clip**.



DAIMLER AG (DAI) - EUREX/CALL/22.00/20121221 (Full Quote)					
DAI122012C000..		DAIMLER AG (DAI) - EUREX/CALL/22.00/20121221		Option	
15.67	+0.51 +3.36%	EUR 18:30:37 29.11.12		Quote quality: RLT	
Eurex		DAI22.00L12		Full Quote	
Full Quote					
Last size	n.a.	Open	15.67	Volume	n.a.
Bid size	n.a.	High	15.67	Open interest	0.00
Bid	n.a.	Low	15.67	High (250d)	26.45
Ask	n.a.	Close (previous day)	15.16	Low (250d)	10.12
Ask size	n.a.	Settlement	15.67	Local ID	n.a.
Udl Symbol	DAI	Delta	0.99	Moneyness	1.71
Udl price	37.985	Omega	2.39	Leverage	2.40
Type	C	Theta 1w	-0.00	Implied volatility	109.23
Style	A	Rho	n.a.	Fair value	15.68
Strike price	22.00	Gamma	n.a.	Time value	0.00
Maturity	21.12.12	Contract Size / Value	100.00		

3.4.1.1 Removed data fields

The following data fields have been removed to the **Define columns** dialog.

Menu	Old data field
Options Data	Contract Size
Options Data	Contract Value

3.4.1.2 Re-labelled data field




The following data field has been re-labelled and is available in the **Define columns** dialog as header label in list displays such as the **List Clip**.

Menu	New label version 3.1
Options Data	Contract Size/Value

3.5 Asset class: Future

3.5.1 New: CTD for Bond Futures (all)

- In the **Full Quote** a new Icon has been added, clicking with the right mouse will open a **List Clip** with all related Bonds and the Cheapest To Deliver marked with a green indicator

CONF FUTURE (CONF) - EUX/C1 (Full Quote)						  	
R-CONF1.DTB		CONF FUTURE (CONF) - EUX/C1		Future			
153.2600		+0.03 +0.02%		CHF 17:04:53 29.11.12		Quote quality: RLT	
Eurex		CONF1		Full Quote			
Full Quote							
Last size	n.a.	Open	153.2400	Volume	540		
Bid size	n.a.	High	153.2900	Open interest	7094.00		
Bid	n.a.	Low	153.0000	High (250d)	154.95		
Ask	n.a.	Close (previous day)	153.2...	Low (250d)	144.44		
Ask size	n.a.	Settlement	153.2600	Local ID	n.a.		
Last trad. day	06.12.12	Contract Size / Value	1.00	Udl Symbol	n.a.		
Maturity	12 / 2012			Udl price			
Delivery Date	n.a.	Tick size	0.01	Udl type	Bonds		
Settlement type	P	Perf 1w	+0.87	Vola 1m	1.81		
Contract currency	CHF	Perf 3m	-0.61	Vola 3m	4.16		

- If opened from a bond future with **Open chain** → **Futures** → **Cheapest to deliver**, all related Bonds will be shown in a **List Clip** and the Cheapest To Deliver marked with a green indicator

CONF FUTURE (CONF) - EUX/C1 (Full Quote)							
R-CONF1.DTB		CONF FUTURE (CONF) - EUX/C1				Future	
153.2600		+0.03 +0.02%		CHF 17:04:53 29.11.12		Quote quality: RLT	
Eurex		CONF1				Full Quote	
Full Quote		Warrants					
Last size		Certificates				153.2400 Volume 540	
Bid size		Options				153.2900 Open interest 7094.00	
Bid		Futures				All maturities d) 154.95	
Ask		Cheapest to deliver				d) 144.44	
Ask size		Settlement				n.a.	
Last trad. d		Contract Size / Value				1.00 Udl Symbol n.a.	
Maturity						Udl price	
Delivery D		Tick size				0.01 Udl type Bonds	
Settlement		Perf 1w				+0.87 Vola 1m 1.81	
Contract c		Perf 3m				-0.61 Vola 3m 4.16	

Result:

CONF FUTURE (CONF) - EUX/C1 (Futures)									
CTD	Symbol	Name	Conversion factor	Last	Last Time & Date	YTM	Coupon	Maturity Date	Perf % 3m
	E981.ZRH	SWITZERLAND (GOVERNMENT OF) 4% BDS 11/2/2023 CHF5...	0.862	134.55	16:14:18 29.11.12	0.51738%	4.000%	11.02.23	-0.12%
	E10.ZRH	SWITZERLAND (GOVERNMENT OF) 2% BDS 28/04/21 CHF10...	0.768	113.94	16:54:53 29.11.12	0.31548%	2.000%	28.04.21	+0.19%
	E11.ZRH	SWITZERLAND (GOVERNMENT OF) 2% BDS 25/05/22 CHF10...	0.741	114.52	16:14:15 29.11.12	0.42011%	2.000%	25.05.22	+0.13%

3.6 Cross Asset

Enhanced: Define Columns - Set quote data (all)

3.6.1 New data field

The following data field has been added to the **Define columns** dialog.

The current “Perf % YTD” data field is calculated on the previous day’s close, the new one is calculated with current intraday last price and is available in the **Define columns** dialog as header label in list displays such as the **List Clip**.

Menu	New data field
Performance & Risk Data / Performance %	Perf % YTD (RLT)

3.6.2 Re-labelled data field

The following data field has been relabelled and is available in the **Define columns** dialog as header label in list displays such as the **List Clip**.

Menu	Label version 3.0	Label version 3.1
Performance & Risk Data / Performance %	Perf % YTD	Perf % YTD (EOD)

4 Functionality Enhancements

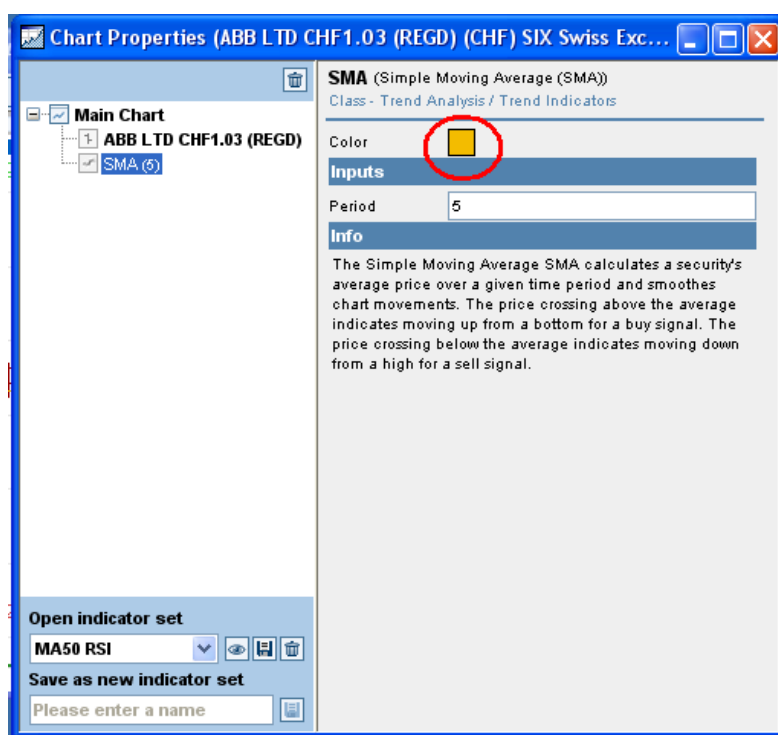
4.1 Enhancement: Chart Clip

4.1.1 Extended Intraday History (subscription only)

- Up to 20 trading days of intraday history for **Chart** and **Interactive Chart** is now available upon subscription. The frequency has been limited to minimum 5 minute for 15/20 days for performance reasons.

4.1.2 Change colours for indicators (all)

- Users can now individually change colours of indicators via properties for better distinction of the lines when multiple indicators are inserted into the chart.



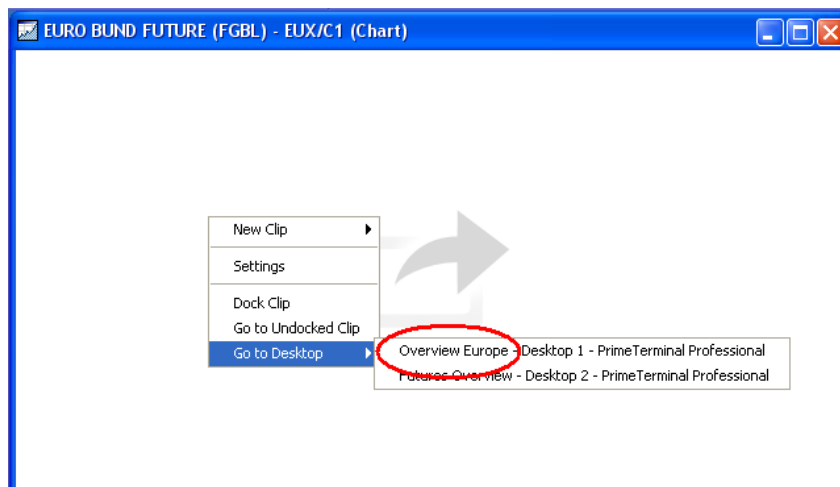
4.1.3 Deleting benchmarks (all)

Deleting a benchmark now switches scaling back from percentage to linear; in the previous version the chart scaling would stay on percentage.

4.2 Enhancement: Undocked Clips (all)

The undock functionality has been enhanced by following:

- All clips are now undockable (except **Alerts Clip**), previously only a subset of Clips have been available
- Go to Desktop now shows full name of screen



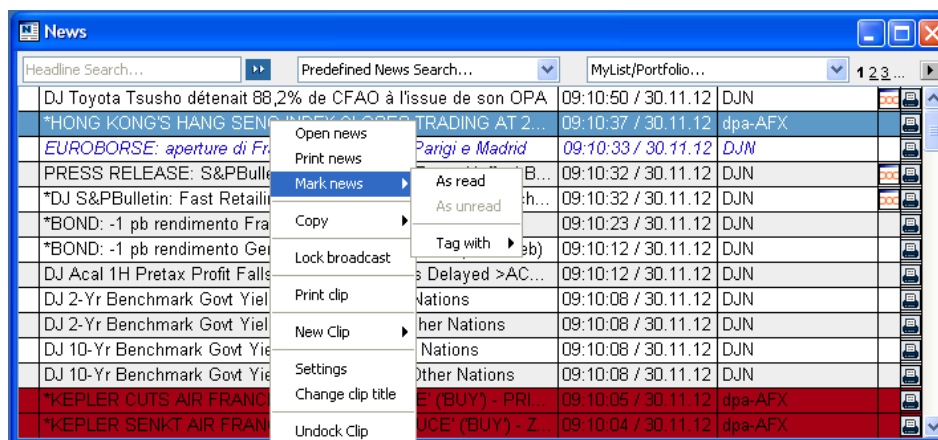
4.3 Enhancement: News Clip (all)

4.3.1 News read/unread (all)

A new feature has been introduced to mark News as read/unread.

This function helps to determine faster if a particular news has already been read, to get a better overview of the markets.

- Over the context menu → **Mark news** → **As read**
- News will be marked in italic font and change colour (blue)

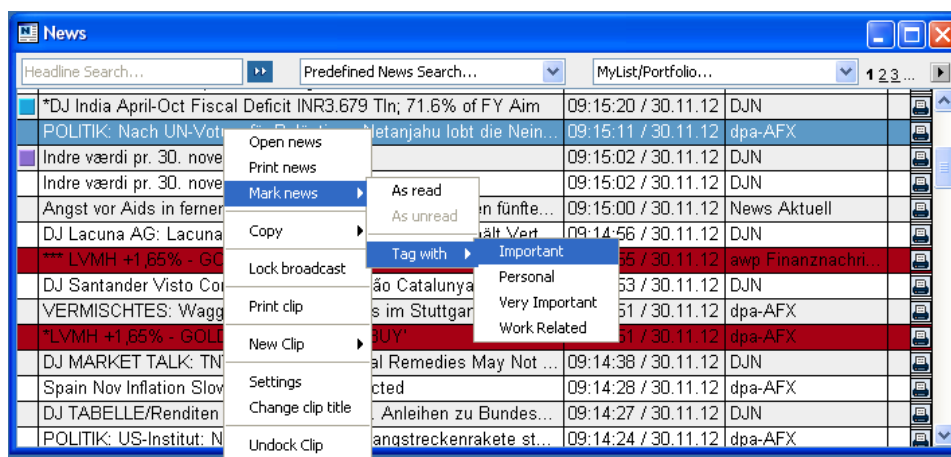


4.3.2 News tagging (all)

A new feature has been introduced for News tagging.

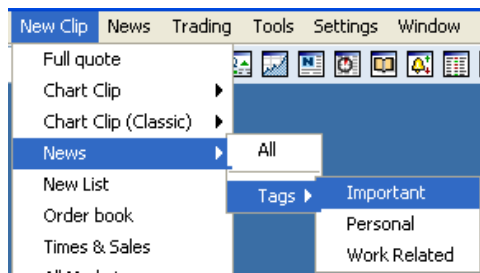
With this feature users can tag **News** to follow up later when current markets acquire their full attention or e.g. if customer needs to be informed about important news.

- Over the context menu → **Mark news** → **Tag with**

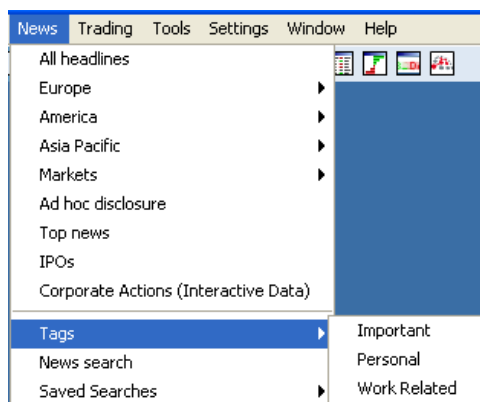


Tagged **News** can be recalled by following ways:









- Menu **New Clip** → **News** → **Tags**




- Menu **News** → **Tags**



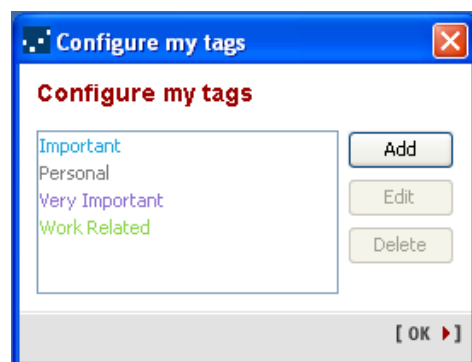
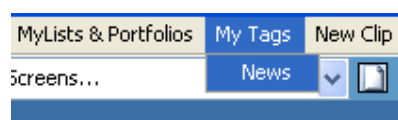
Results:

Important			
Headline Search...			
*DJ S&P Corrects Rtg On Continental Rev Bond By Assigning 'B' Rtg	17:32:43 / 12.11.12	DJN	
*DJ Brunello Cucinelli 9-Mos Net Pft EUR17.2M	17:34:16 / 12.11.12	DJN	
*DJ Brunello Cucinelli 9-Mos Rev EUR220.2M	17:33:03 / 12.11.12	DJN	
*DJ Le SBF 120 stable à 2.740,18 points après l'ouverture	09:00:43 / 30.11.12	DJN	
*DJ Fitch Upgrades Essex Property Trust's IDR to 'BBB+', Outlook Revised to ...	17:32:30 / 12.11.12	DJN	
*DJ France's CAC-40 Ends -0.4% At 3411.65	17:38:00 / 12.11.12	DJN	
*DJ India April-Oct Fiscal Deficit INR3.679 Tln; 71.6% of FY Aim	09:15:20 / 30.11.12	DJN	
*DJ Fitch: Upgrade of Essex Property Trust Reflects Conservative Balance Sh...	17:33:33 / 12.11.12	DJN	

Note: the new clip is intended to be an ad-hoc request and can't be saved to a screen; the icon therefore is marked in red → 

Users can add and configure their Tags with following:

- Over the menu → **My Tags** → **News**



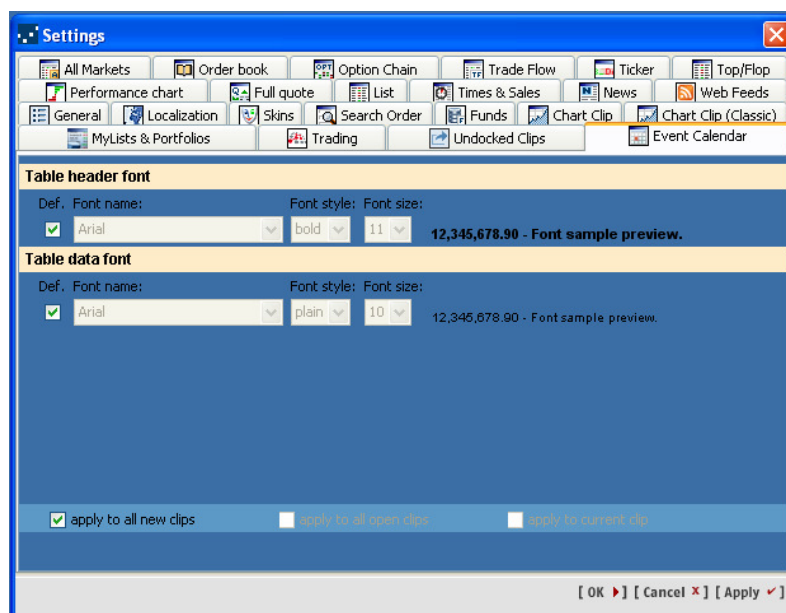
5 Usability Improvements

5.1 Enhancement: Full Quote Dividend Report (all)

The Dividend Report in the Full Quote can now be sorted manually by clicking the column headers.

5.2 Settings: Event Calendar (all)

The font size for the Event Calendar can now be changed and saved.



6 Service

6.1 New: User Data Information (all)

Users can now see their user data information.

This information is necessary to raise questions to the helpdesk and entitlement requests to account managers.

- Menu **Help** → **User data**

Help
Help F1
Report errors
Tutorial
XLPort Manual
Interactive Charts User Manual
Risk Return Map Manual
Release Notes
Technical Guide
AWP news codes
Dow Jones news codes ▶
dpa-AFX news codes ▶
Interactive Data corporate actions news codes
RepRisk methodology
Entitlements
User data
ScreenCopyTool
ScreenConverter
About PrimeTerminal Professional

Result:

User data	
You are logged in with the following user details:	
Client / ID Application	439
User	zsali
E-mail	Zareena.Salih@interactivedata.com
Active since	11.12.09 12:35:41
Current session start	29.11.12 22:55:42
Current session end	06.12.12 22:55:39
Current date & time	30.11.12 01:29:30
Time left until disconnect	165:26:9 (hh:mm:ss)

7 Fixes

The following fixes have been implemented.

- **All Markets:** Copying
The recalculated data can now correctly be copied to clipboard/Excel
- **Markets** menu: **Bahrain** screen (all)
Top/Flop list are sorted correctly now
- **Chart Clip / Interactive Chart:** Several fixes and improvements on behaviour, indicators and missing date display
- **Ticker Clip:** Resolved flickering
- **Comments in Full Quote:** Fixed an issue which occurred when saving the comments
- **Interactive Chart:** Fixed date issue, dates are now in synch with Chart Clip
- **Interactive Chart:** Fixed issue with time span “free period” not working properly
- **Bond Calculator in Full Quote:** Fixed missing currencies
- **Chart Clip:** Fixed several issues related to dates, colors, indicators, general behavior